

TUMBCMO33

Expanding Motion Architecture Using EtherCAT in the Australian  
Synchrotron

Australian Synchrotron  
Control Systems Manager – Alan Ng

# Motion Architecture Extension at Australian Synchrotron

## Drivers

- BRIGHT Program standardization
- Standardized deployment model for our facility
- Reduce stock volume and cost
- New development path for the future
- Support safety motion applications
- Pandemic related supply chain issues
- Reduce single vendor dependence

## Constraints

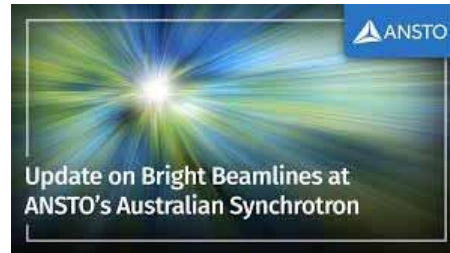
- In-house development, maintenance
- hardware dependencies
- skill dependencies



## Strategy

- Full support with minimal change to the existing Software Stack
- Keep Hardware Interfacing standard (wiring and connectors)
- Limit and restrain the scope of smart devices, configuration management for ongoing support
- Various H/W suppliers available for EtherCAT support

**EtherCAT fieldbus as a technology makes sense for our facility**



**EtherCAT®**

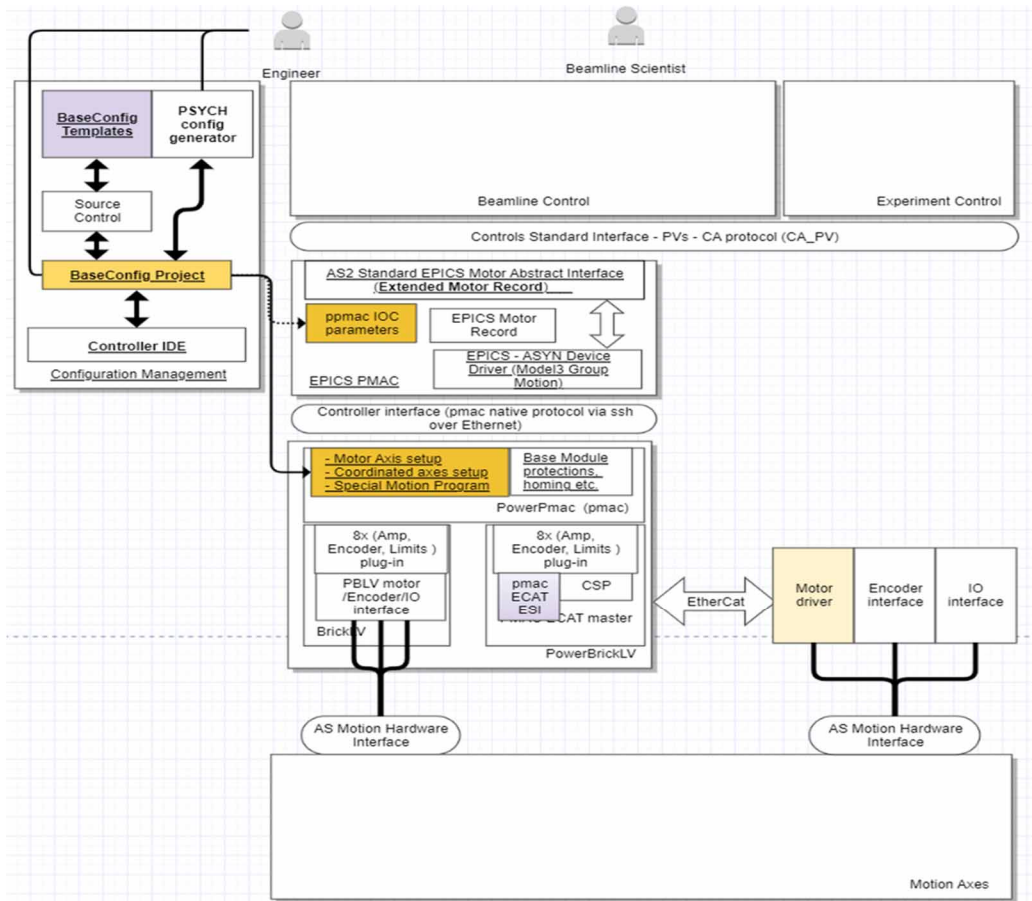
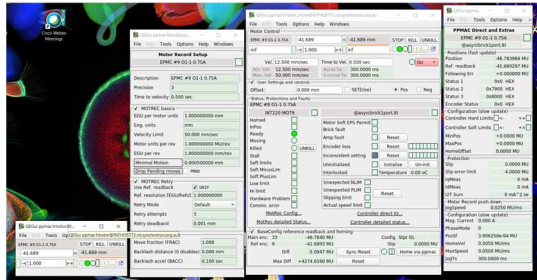
# Extended Architecture

## Standardized deployment model

- Same software stack - easy integration
- Same configuration process as PB
- Application data contained in standard templates (BaseConfig)

## Additional In-House Software support

- Control System Breakdown Structure (CSBS) database modelling tool
- QT based GUI generator tool



# The Ocelot prototype: PB host with 2 Ocelot AUG23

- 24 total axes (8 axes PowerBrick host & 16 axes EtherCAT)
- 48VDC @ 5A, 2-phase stepper motor control
- Customizable PCB based interface back plane
- Cable interface standardized (use existing cable systems)
- External power supply (uses existing PSU)
- One external host controls up to 8 IOC
- One IOC per EtherCAT controller

**EtherCAT**®



Australian Nuclear Science Technology Organization (ANSTO)

Australian Synchrotron  
Control Systems Manager – Alan Ng  
Email: [nga@ansto.gov.au](mailto:nga@ansto.gov.au)